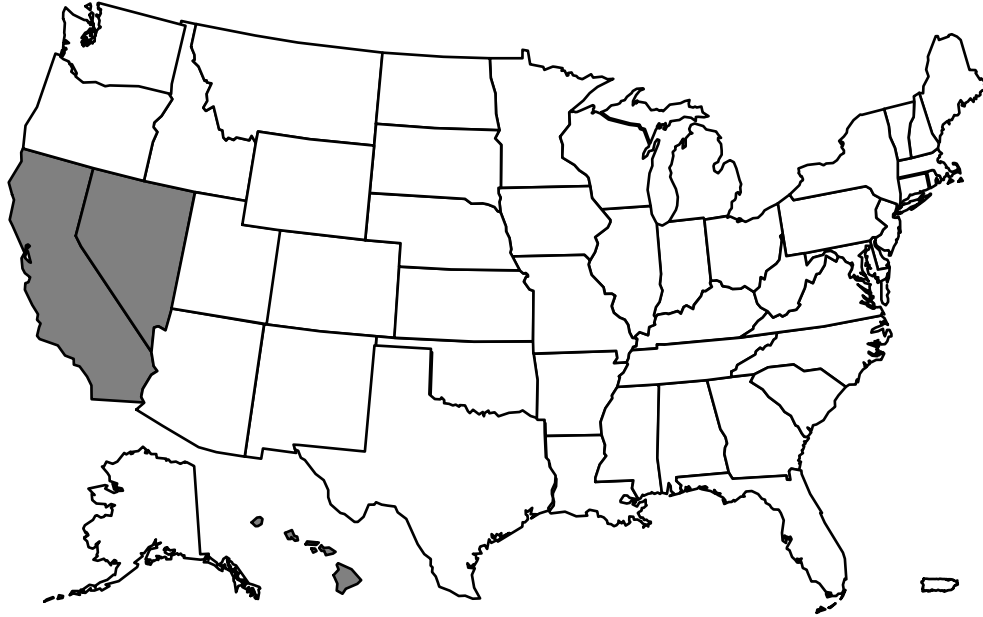


**A/B MAC Jurisdiction 1
Medicare Fee-for-Service Claims Processor**



Jurisdiction 1 - American Samoa, California, Guam, Hawaii, Nevada and Northern Mariana Islands

- Total Number of Fee-For-Service Beneficiaries: 5,041,155 (as of July 1, 2008)
- Total Number of Beneficiaries (including managed care plans): 6,746,624 (as of July 1, 2008)
- Total Number of Practitioners: 129,537 (as of July 31, 2007)
- Total Number of Medicare Hospitals: 503 (as of December 31, 2008)
- Total Annual Claims Volume: 8.5% of national workload (as of September 30, 2008)

Fiscal Intermediaries and Carriers Formerly Operating in Jurisdiction

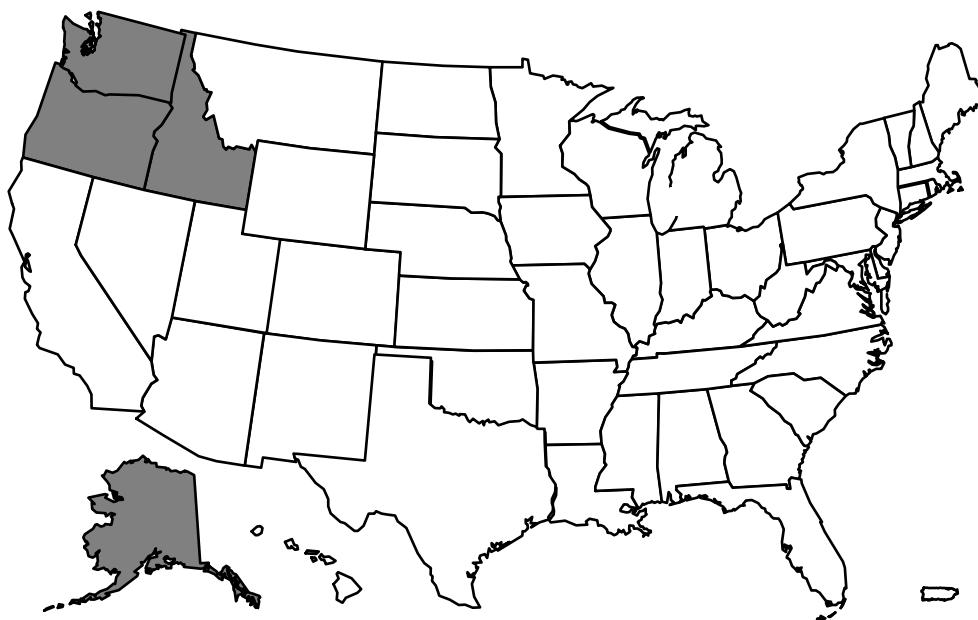
- National Government Services (FI for American Samoa, California, Guam, Hawaii, Nevada, and Northern Mariana Islands)
- National Heritage Insurance Company (carrier for California)
- Noridian Administrative Services (carrier for American Samoa, Guam, Hawaii, Nevada, and Northern Mariana Islands)
- Wisconsin Physicians Service Insurance Corporation (FI for some providers in American Samoa, California, Guam, Hawaii, Nevada and Northern Mariana Islands)

RFP Issuance – December 15, 2006

Award Date – October 25, 2007

Awarded To – Palmetto GBA

**A/B MAC Jurisdiction 2
Medicare Fee-for-Service Claims Processor**



Jurisdiction 2 - Alaska, Idaho, Oregon and Washington

- Total Number of Fee-For-Service Beneficiaries: 1,760,214 (as of July 1, 2008)
- Total Number of Beneficiaries (including managed care plans): 2,247,427 (as of July 1, 2008)
- Total Number of Practitioners: 55,717 (as of July 31, 2007)
- Total Number of Medicare Hospitals: 236 (as of December 31, 2008)
- Total Annual Claims Volume: 3% of national workload (as of September 30, 2008)

Current Fiscal Intermediaries and Carriers Operating in Jurisdiction

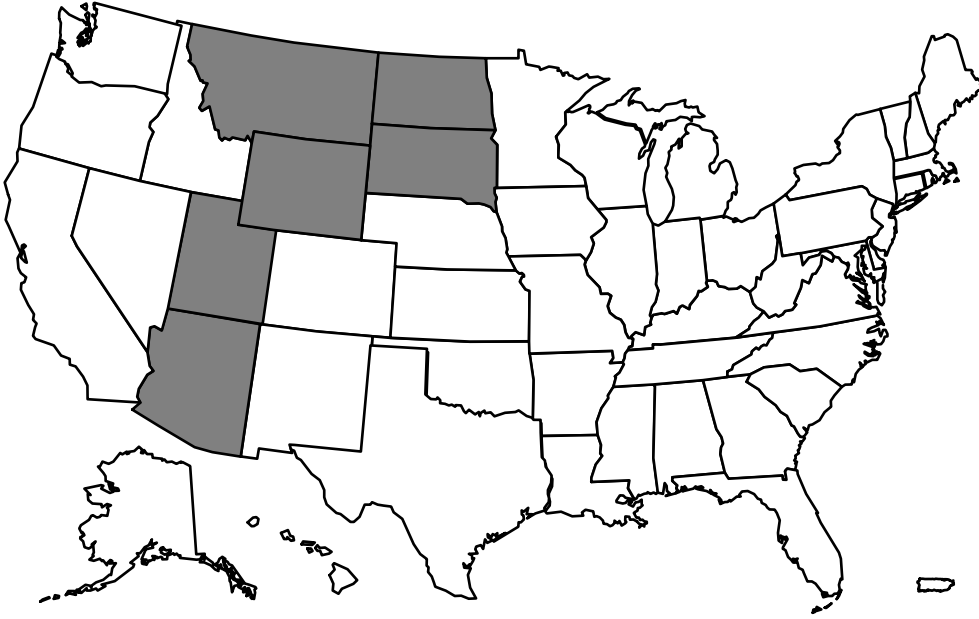
- CIGNA Government Services (carrier for Idaho)
- Noridian Administrative Services (FI and carrier for Alaska, Oregon and Washington; FI for Idaho)
- Wisconsin Physicians Service Insurance Corporation (FI for some providers in Alaska, Idaho, Oregon and Washington)

RFP Issuance – December 15, 2006

Award Date – May 5, 2008

Awarded To – National Heritage Insurance Corporation

**A/B MAC Jurisdiction 3
Medicare Fee-for-Service Claims Processor**



Jurisdiction 3 - Arizona, Montana, North Dakota, South Dakota, Utah and Wyoming

- Total Number of Fee-For-Service Beneficiaries: 1,605,119 (as of July 1, 2008)
- Total Number of Beneficiaries (including managed care plans): 2,039,332 (as of July 1, 2008)
- Total Number of Practitioners: 47,099 (as of July 31, 2007)
- Total Number of Medicare Hospitals: 359 (as of December 31, 2008)
- Total Annual Claims Volume: 3% of national workload (as of September 30, 2008)

Fiscal Intermediaries and Carriers Formerly Operating in Jurisdiction

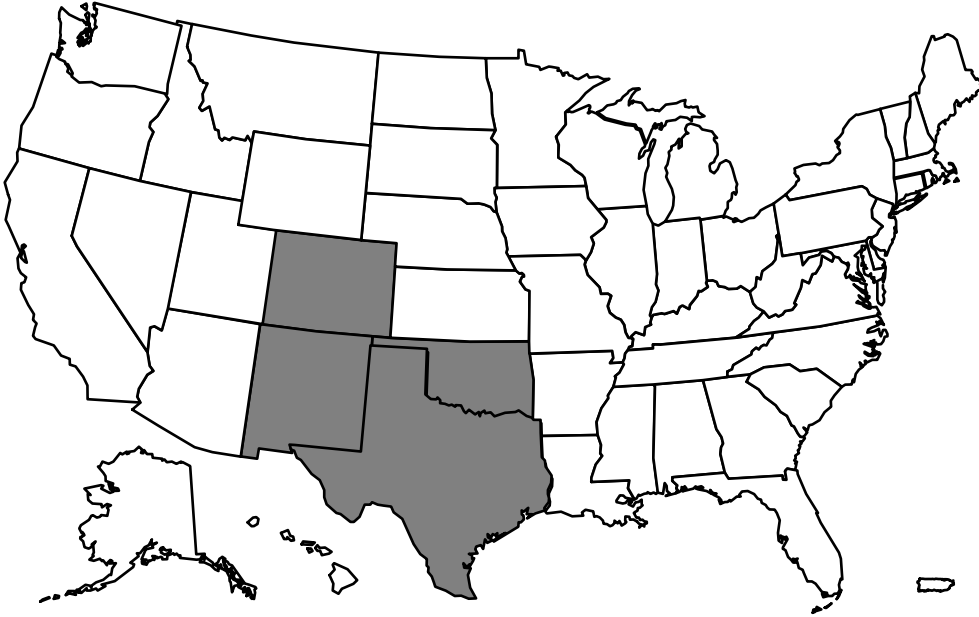
- Blue Cross and Blue Shield of Arizona (FI for Arizona)
- Blue Cross and Blue Shield of Montana, Inc. (FI and carrier for Montana)
- Blue Cross and Blue Shield of Wyoming (FI for Wyoming)
- Cahaba Government Benefit Administrators (FI for South Dakota)
- Mutual of Omaha Insurance Company (FI for some providers in Arizona, Montana, North Dakota, South Dakota, Utah and Wyoming)
- Noridian Administrative Services (FI for North Dakota and Utah; carrier for Arizona, North Dakota, South Dakota, Utah and Wyoming)

RFP Issuance – September 19, 2005

Award Date – July 31, 2006

Awarded To – Noridian Administrative Services

**A/B MAC Jurisdiction 4
Medicare Fee-for-Service Claims Processor**



Jurisdiction 4 - Colorado, New Mexico, Oklahoma and Texas

- Total Number of Fee-For-Service Beneficiaries: 4,248,101 (as of July 1, 2008)
- Total Number of Beneficiaries (including managed care plans): 5,053,043 (as of July 1, 2008)
- Total Number of Practitioners: 107,631 (as of July 31, 2007)
- Total Number of Medicare Hospitals: 856 (as of December 31, 2008)
- Total Annual Claims Volume: 9% of national workload (as of September 30, 2008)

Fiscal Intermediaries and Carriers Formerly Operating in Jurisdiction

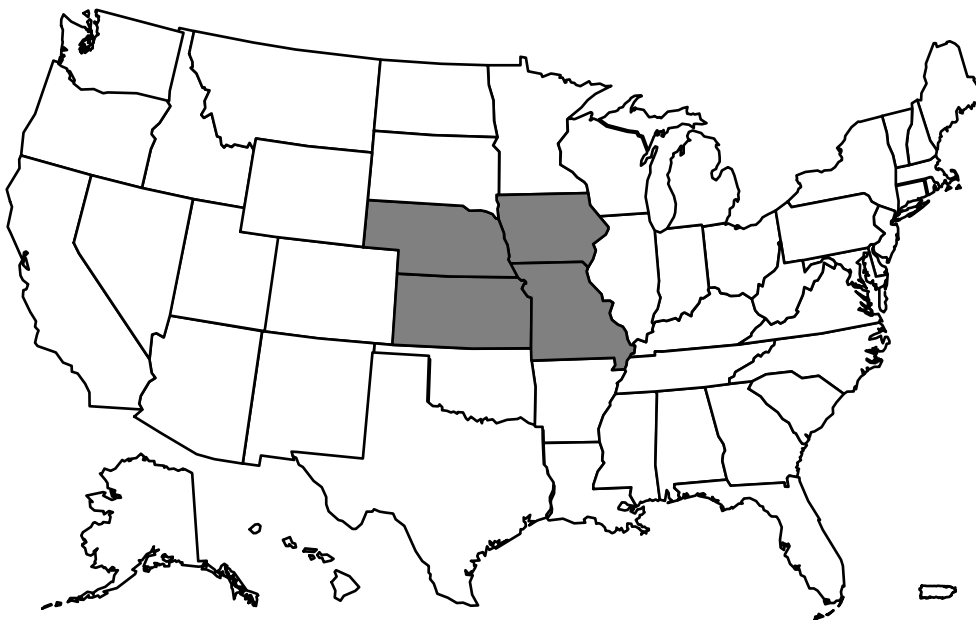
- Healthcare Services Corporation (FI for Oklahoma)
- Noridian Administrative Services (carrier for Colorado)
- Pinnacle Business Solutions (carrier for New Mexico and Oklahoma)
- TrailBlazer Health Enterprises, LLC (FI for Colorado, New Mexico and Texas; carrier for Texas)
- Wisconsin Physicians Service Insurance Corporation (FI for some providers in Colorado, New Mexico, Oklahoma and Texas)

RFP Issuance – September 29, 2006

Award Date – August 3, 2007

Awarded To – TrailBlazer Health Enterprises

**A/B MAC Jurisdiction 5
Medicare Fee-for-Service Claims Processor**



Jurisdiction 5 - Iowa, Kansas, Missouri and Nebraska

- Total Number of Fee-For-Service Beneficiaries: 2,162,775 (as of July 1, 2008)
- Total Number of Beneficiaries (including managed care plans): 2,468,486 (as of July 1, 2008)
- Total Number of Practitioners: 62,890 (as of July 31, 2007)
- Total Number of Medicare Hospitals: 522 (as of December 31, 2008)
- Total Annual Claims Volume: 5.6% of national workload (as of September 30, 2008)

Fiscal Intermediaries and Carriers Formerly Operating in Jurisdiction

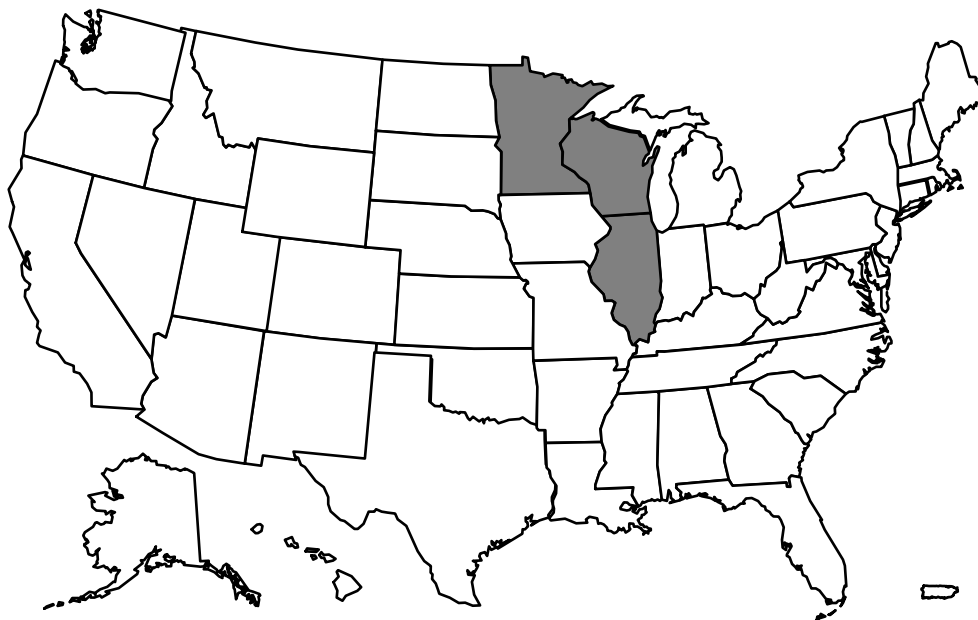
- Blue Cross and Blue Shield of Kansas, Inc. (FI and carrier for Kansas; carrier for Western Missouri and Nebraska)
- Blue Cross and Blue Shield Nebraska (FI for Nebraska)
- Cahaba GBA (FI for Iowa)
- Mutual of Omaha Insurance Company (FI for some providers in Iowa, Kansas, Missouri and Nebraska)
- Noridian Administrative Services (carrier for Iowa)
- Pinnacle Business Solutions (carrier for Eastern Missouri)
- TriSpan (FI for Missouri)

RFP Issuance – September 29, 2006

Award Date – September 4, 2007

Awarded To – Wisconsin Physicians Health Insurance Corporation

**A/B MAC Jurisdiction 6
Medicare Fee-for-Service Claims Processor**



Jurisdiction 6 - Illinois, Minnesota and Wisconsin

- Total Number of Fee-For-Service Beneficiaries: 3,403,881 (as of July 1, 2008)
- Total Number of Beneficiaries (including managed care plans): 4,050,610 (as of July 1, 2008)
- Total Number of Practitioners: 97,408 (as of July 31, 2007)
- Total Number of Medicare Hospitals: 498 (as of December 31, 2008)
- Total Annual Claims Volume: 8% of national workload (as of September 30, 2008)

Current Fiscal Intermediaries and Carriers Operating in Jurisdiction

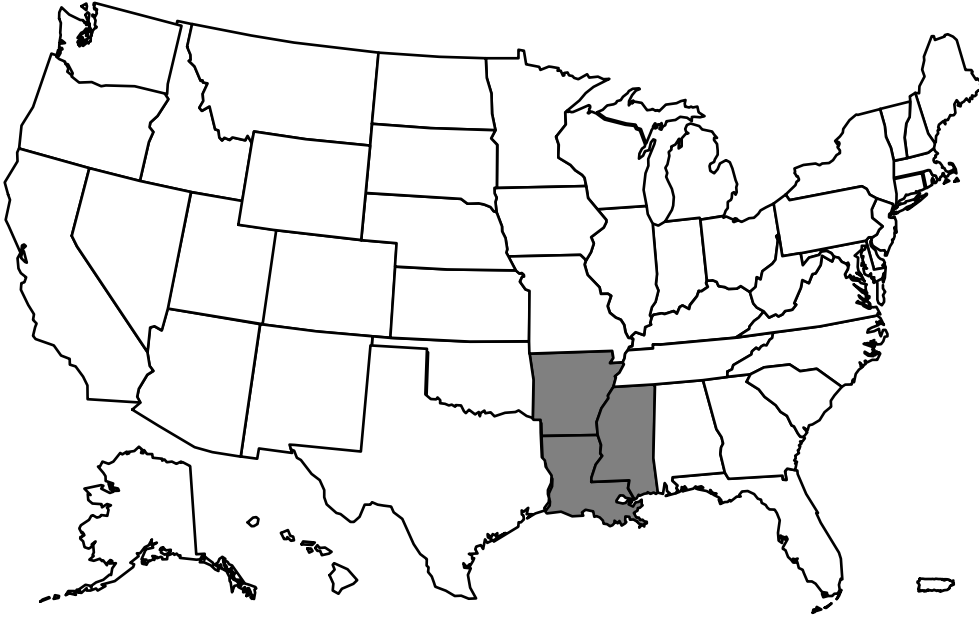
- National Government Services (FI for Illinois and Wisconsin)
- Noridian Administrative Services (FI for Minnesota)
- Wisconsin Physicians Service Insurance Corporation (FI for some providers in Illinois, Minnesota and Wisconsin; carrier for Illinois, Minnesota and Wisconsin)

RFP Issuance – August 31, 2007

Award Date – January 7, 2009

Awarded To – Noridian Administrative Services, LLC

**A/B MAC Jurisdiction 7
Medicare Fee-for-Service Claims Processor**



Jurisdiction 7 - Arkansas, Louisiana and Mississippi

- Total Number of Fee-For-Service Beneficiaries: 1,643,480 (as of July 1, 2008)
- Total Number of Beneficiaries (including managed care plans): 1,880,245 (as of July 1, 2008)
- Total Number of Practitioners: 40,745 (as of July 31, 2007)
- Total Number of Medicare Hospitals: 447 (as of December 31, 2008)
- Total Annual Claims Volume: 3.5% of national workload (as of September 30, 2008)

Current Fiscal Intermediaries and Carriers Operating in Jurisdiction

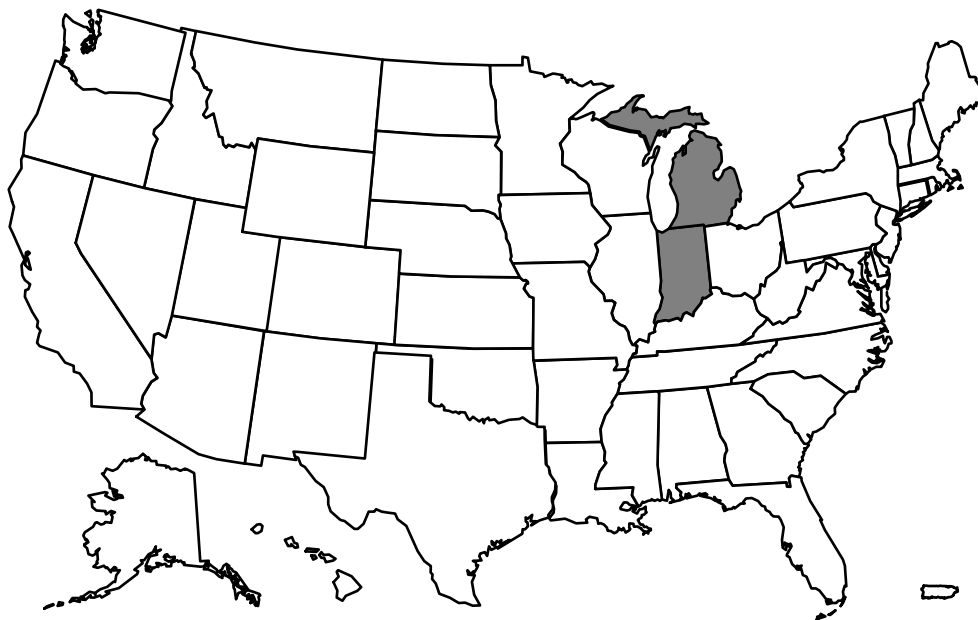
- Cahaba GBA (carrier for Mississippi)
- Pinnacle Business Solutions (FI and carrier for Arkansas; carrier for Louisiana)
- TriSpan (FI for Louisiana and Mississippi)
- Wisconsin Physicians Service Insurance Corporation (FI for some providers in Arkansas, Louisiana and Mississippi)

RFP Issuance – December 15, 2006

Award Date – July 10, 2009

Awarded To – TrailBlazer Health Enterprises, LLC

**A/B MAC Jurisdiction 8
Medicare Fee-for-Service Claims Processor**



Jurisdiction 8 - Indiana and Michigan

- Total Number of Fee-For-Service Beneficiaries: 2,546,718 (as of July 1, 2008)
- Total Number of Beneficiaries (including managed care plans): 3,014,929 (as of July 1, 2008)
- Total Number of Practitioners: 66,022 (as of July 31, 2007)
- Total Number of Medicare Hospitals: 338 (as of December 31, 2008)
- Total Annual Claims Volume: 5.9% of national workload (as of September 30, 2008)

Current Fiscal Intermediaries and Carriers Operating in Jurisdiction

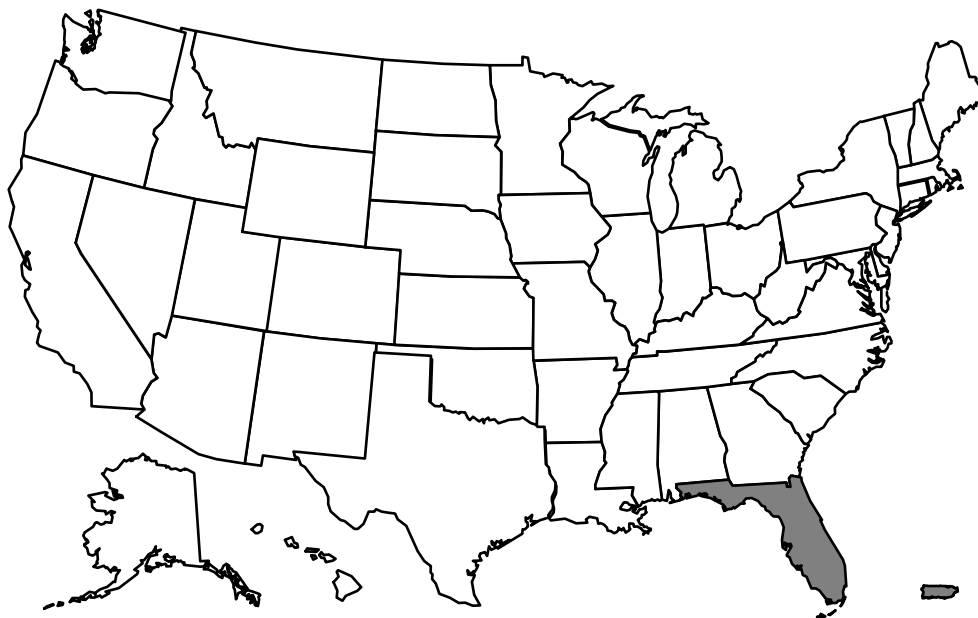
- National Government Services (FI for Indiana and Michigan; carrier for Indiana)
- Wisconsin Physicians Service Insurance Corporation (FI for some providers in Indiana and Michigan; carrier for Michigan)

RFP Issuance – August 31, 2007

Award Date – January 7, 2009

Awarded To – National Government Services, Inc.

**A/B MAC Jurisdiction 9
Medicare Fee-for-Service Claims Processor**



Jurisdiction 9 - Florida, Puerto Rico and U.S. Virgin Islands

- Total Number of Fee-For-Service Beneficiaries: 3,856,266 (as of July 1, 2008)
- Total Number of Beneficiaries (including managed care plans): 5,134,549 (as of July 1, 2008)
- Total Number of Practitioners: 76,754 (as of July 31, 2007)
- Total Number of Medicare Hospitals: 299 (as of December 31, 2008)
- Total Annual Claims Volume: 8.1% of national workload (as of September 30, 2008)

Fiscal Intermediaries and Carriers Formerly Operating in Jurisdiction

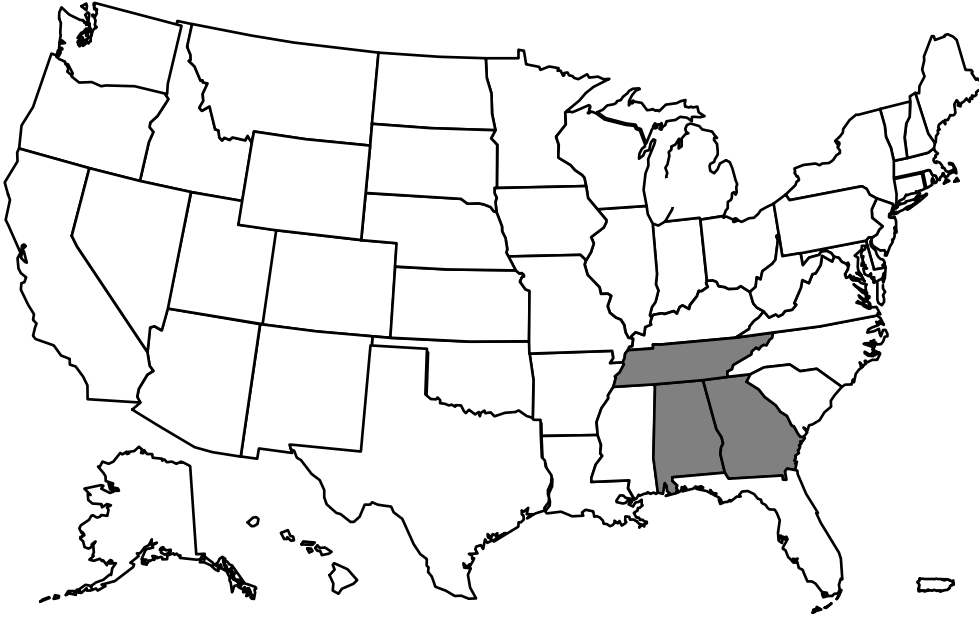
- Cooperativa de Seguros de Vida de Puerto Rico (FI for Puerto Rico and U.S. Virgin Islands)
- First Coast Service Options, Inc. (FI and carrier for Florida)
- Triple S, Inc. (carrier for Puerto Rico and U.S. Virgin Islands)
- Wisconsin Physicians Service Insurance Corporation (FI for some providers in Florida and U.S. Virgin Islands)

RFP Issuance – August 31, 2007

Award Date – September 12, 2008

Awarded To – First Coast Service Options, Inc.

**A/B MAC Jurisdiction 10
Medicare Fee-for-Service Claims Processor**



Jurisdiction 10 - Alabama, Georgia and Tennessee

- Total Number of Fee-For-Service Beneficiaries: 2,966,296 (as of July 1, 2008)
- Total Number of Beneficiaries (including managed care plans): 3,482,710 (as of July 1, 2008)
- Total Number of Practitioners: 73,824 (as of July 31, 2007)
- Total Number of Medicare Hospitals: 459 (as of December 31, 2008)
- Total Annual Claims Volume: 7.3% of national workload (as of September 30, 2008)

Current Fiscal Intermediaries and Carriers Operating in Jurisdiction

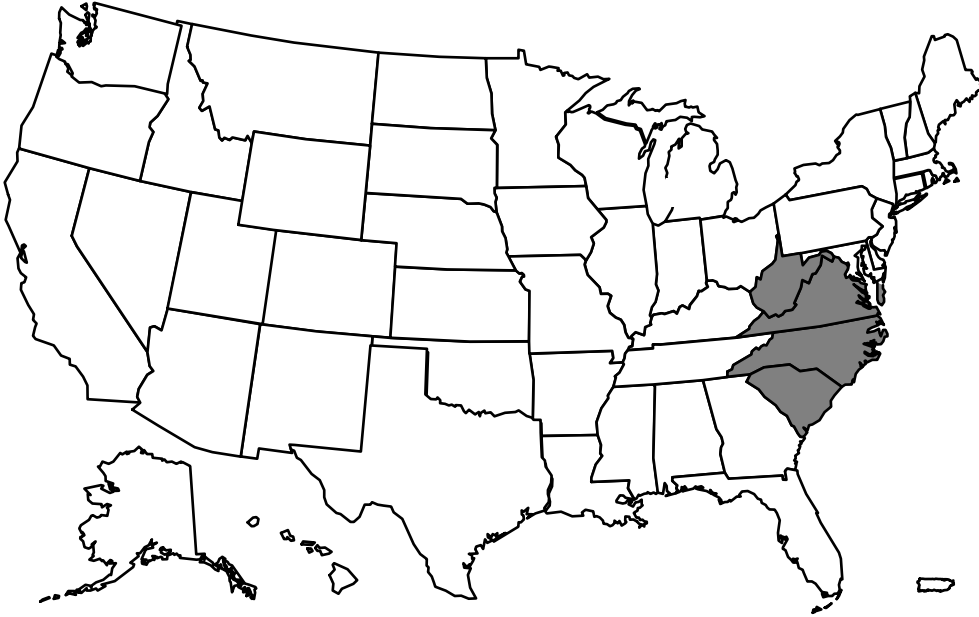
- Blue Cross and Blue Shield of Georgia, Inc. (FI for Georgia)
- Cahaba GBA (FI and carrier for Alabama; carrier for Georgia)
- CIGNA Government Services (carrier for Tennessee)
- Riverbend Government Benefits Administrator (FI for Tennessee)
- Wisconsin Physicians Service Insurance Corporation (FI for some providers in Alabama, Georgia and Tennessee)

RFP Issuance – August 31, 2007

Award Date – January 7, 2009

Awarded To – Cahaba Government Benefit Administrators, LLC

**A/B MAC Jurisdiction 11
Medicare Fee-for-Service Claims Processor**



Jurisdiction 11* - North Carolina, South Carolina, Virginia and West Virginia

- Total Number of Fee-For-Service Beneficiaries: 3,574,023 (as of July 1, 2008)
- Total Number of Beneficiaries (including managed care plans): 4,109,862 (as of July 1, 2008)
- Total Number of Practitioners: 88,721 (as of July 31, 2007)
- Total Number of Medicare Hospitals: 389 (as of December 31, 2008)
- Total Annual Claims Volume: 7.7% of national workload (as of September 30, 2008)

Current Fiscal Intermediaries and Carriers Operating in Jurisdiction

- CIGNA Government Services (carrier for North Carolina)
- National Government Services (FI for Virginia and West Virginia)
- Palmetto GBA (FI for North Carolina and South Carolina; carrier for South Carolina and West Virginia)
- TrailBlazer Health Enterprises, LLC (carrier for Virginia)
- Wisconsin Physicians Service Insurance Corporation (FI for some providers in North Carolina, South Carolina, Virginia, and West Virginia)

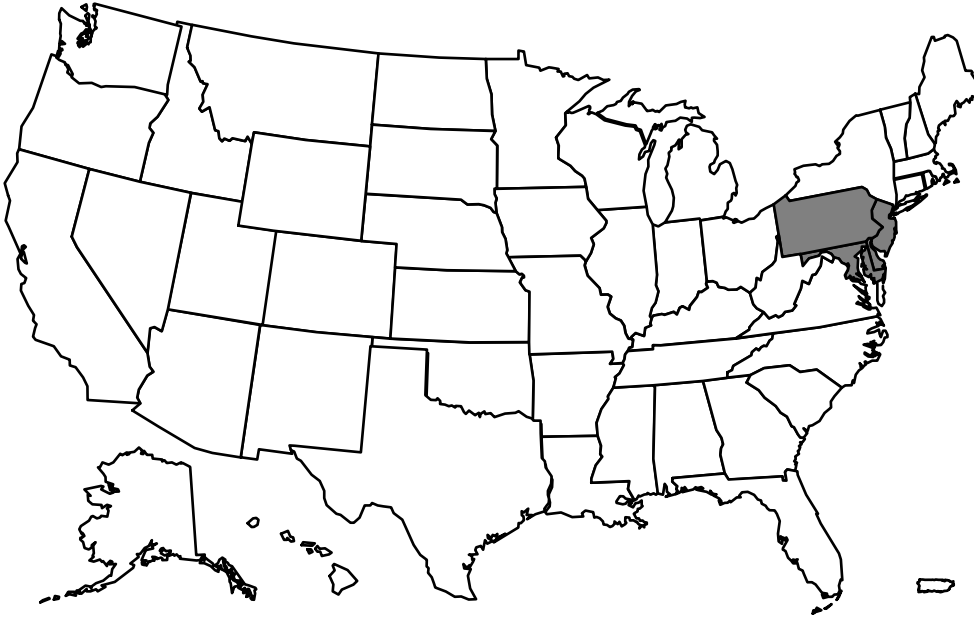
RFP Issuance – August 31, 2007

Award Date – January 7, 2009

Awarded To – Palmetto Government Benefits Administrator, LLC

* **Special Note:** For Part B services, A/B MAC Jurisdiction 11 excludes the Counties of Arlington and Fairfax in Virginia along with the City of Alexandria in Virginia. Services for these areas of Virginia will be covered under A/B MAC Jurisdiction 12.

**A/B MAC Jurisdiction 12
Medicare Fee-for-Service Claims Processor**



Jurisdiction 12* - Delaware, District of Columbia, Maryland, New Jersey and Pennsylvania

- Total Number of Fee-For-Service Beneficiaries: 4,472,809 (as of July 1, 2008)
- Total Number of Beneficiaries (including managed care plans): 5,515,797 (as of July 1, 2008)
- Total Number of Practitioners: 139,573 (as of July 31, 2007)
- Total Number of Medicare Hospitals: 427 (as of December 31, 2008)
- Total Annual Claims Volume: 10.2% of national workload (as of September 30, 2008)

Fiscal Intermediaries and Carriers Formerly Operating in Jurisdiction

- Highmark Medicare Services (FI for District of Columbia, Maryland, and Pennsylvania; carrier for Pennsylvania)
- National Government Services (FI for Delaware; carrier for New Jersey)
- Riverbend Government Benefits Administrators (FI for New Jersey)
- TrailBlazer Health Enterprises, LLC (carrier for Delaware, District of Columbia and Maryland)
- Wisconsin Physicians Service Insurance Corporation (FI for some providers in Delaware, District of Columbia, Maryland, New Jersey and Pennsylvania)

RFP Issuance – September 29, 2006

Award Date – October 24, 2007

Awarded To – Highmark Medicare Services

* **Special Note:** For Part B services, A/B MAC Jurisdiction 12 includes the Counties of Arlington and Fairfax in Virginia along with the City of Alexandria in Virginia. Services for the rest of the state of Virginia will be covered under A/B MAC Jurisdiction 11.

A/B MAC Jurisdiction 13
Medicare Fee-for-Service Claims Processor



Jurisdiction 13 - Connecticut and New York

- Total Number of Fee-For-Service Beneficiaries: 3,453,784 (as of July 1, 2008)
- Total Number of Beneficiaries (including managed care plans): 4,320,801 (as of July 1, 2008)
- Total Number of Practitioners: 113,303 (as of July 31, 2007)
- Total Number of Medicare Hospitals: 282 (as of December 31, 2008)
- Total Annual Claims Volume: 8% of national workload (as of September 30, 2008)

Fiscal Intermediaries and Carriers Formerly Operating in Jurisdiction

- First Coast Service Options, Inc. (carrier for Connecticut)
- Group Health Inc. (carrier for New York)
- HealthNow New York, Inc. (carrier for New York)
- National Government Services (FI for Connecticut; FI and carrier for New York)
- Wisconsin Physicians Service Insurance Corporation (FI for some providers in Connecticut)

RFP Issuance – December 15, 2006

Award Date – March 18, 2008

Awarded To – National Government Services

**A/B MAC Jurisdiction 14
Medicare Fee-for-Service Claims Processor**



Jurisdiction 14 - Maine, Massachusetts, New Hampshire, Rhode Island and Vermont

- Total Number of Fee-For-Service Beneficiaries: 1,761,719 (as of July 1, 2008)
- Total Number of Beneficiaries (including managed care plans): 2,043,533 (as of July 1, 2008)
- Total Number of Practitioners: 79,712 (as of July 31, 2007)
- Total Number of Medicare Hospitals: 215 (as of December 31, 2008)
- Total Annual Claims Volume: 4.1% of national workload (as of September 30, 2008)

Fiscal Intermediaries and Carriers Formerly Operating in Jurisdiction

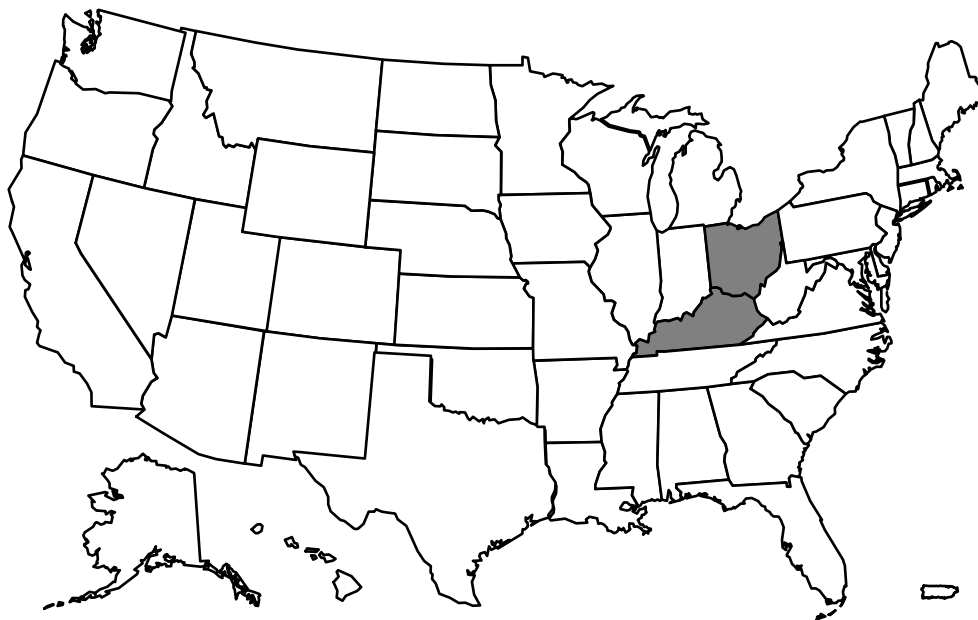
- National Government Services (FI for Maine, Massachusetts, New Hampshire and Vermont)
- National Heritage Insurance Company (carrier for Maine, Massachusetts, New Hampshire, and Vermont)
- Pinnacle Business Solutions (FI and carrier for Rhode Island)
- Wisconsin Physicians Service Insurance Corporation (FI for some providers in Maine, Massachusetts, New Hampshire, Rhode Island and Vermont)

RFP Issuance – August 31, 2007

Award Date – November 19, 2008

Awarded To – National Heritage Insurance Corporation

A/B MAC Jurisdiction 15
Medicare Fee-for-Service Claims Processor



Jurisdiction 15 - Kentucky and Ohio

- Total Number of Fee-For-Service Beneficiaries: 2,571,094 (as of July 1, 2008)
- Total Number of Beneficiaries (including managed care plans): 3,135,479 (as of July 1, 2008)
- Total Number of Practitioners: 66,027 (as of July 31, 2007)
- Total Number of Medicare Hospitals: 341 (as of December 31, 2008)
- Total Annual Claims Volume: 6.1% of national workload (as of September 30, 2008)

Current Fiscal Intermediaries and Carriers Operating in Jurisdiction

- National Government Services (FI for Kentucky and Ohio; carrier for Kentucky)
- Palmetto GBA (carrier for Ohio)
- Wisconsin Physicians Service Insurance Corporation (FI for some providers in Kentucky and Ohio)

RFP Issuance – August 31, 2007

Award Date – January 7, 2009

Awarded To – Highmark Medicare Services, Inc.